

# 1006-LED Baylight

## 100-150 Watt

### Jobsite Lighting



### Standard Features:

- cETLus listed to UL153, CSA C22.2 No. 250.4
- IP64 damp location, under roof rated
- Isolated constant current power supply
- 6000V surge protection
- Stainless steel guard for impact protection
- 12,000 Lumens (100W), 18,000 lumens (150W)
- Efficient 120 Lumens/Watt LED Array
- Color temperature 5000K
- 5 ft. AWG 16/3 SJTW primary with molded NEMA 5-15 plug for 100W, 15ft for 150W
- 1 ft. AWG 16/3 SJTW secondary with molded NEMA 5-15 connector
- Driver range 100-277VAC
- Limited 5-year warranty
- Meets OSHA requirements
- CFR 1926.405(j)(1) for construction
- Recommended placement to achieve OSHA min 5fc: 40'x40' grid for 100W, 50'x50' for 150W

### Applications:

- Commercial & Industrial Construction
- Warehousing
- Tent Lighting
- Large room lighting
- Maintenance / storage spaces



### Unique Features:



Can be daisy chained up to 6 units



1006 mounts easy on top of stand. (Sold Separately)



Stainless Steel Mounting Hook



Guard for Impact Protection

# 1006 Selection Guide:

Part Number	Input Voltage	Input Wattage	Primary	Secondary	Lumens	CCT	Efficiency	Operating Temperature	CRI	Listing
1006-LED-100	120 VAC*	100W	5 ft. Overmolded NEMA 5-15 Plug	1' Overmolded NEMA 5-15 Connector	12,000	5,000K	120 LPW	-40° C to 60° C	>80	cETLus
1006-LED-150	120 VAC*	150W	15 ft. Overmolded NEMA 5-15 Plug	1' Overmolded NEMA 5-15 Connector	18,000	5,000K	120 LPW	-40° C to 60° C	>80	cETLus
Light and Stand Combo										
1006-LED-100-ST	120 VAC*	100W	5 ft. Overmolded NEMA 5-15 Plug	1' Overmolded NEMA 5-15 Connector	12,000	5,000K	120 LPW	-40° C to 60° C	>80	cETLus
1006-LED-150-ST	120 VAC*	150W	15 ft. Overmolded NEMA 5-15 Plug	1' Overmolded NEMA 5-15 Connector	18,000	5,000K	120 LPW	-40° C to 60° C	>80	cETLus

Telescoping Light Stand	Telescoping Dimension
1006-ST	36in - 72in

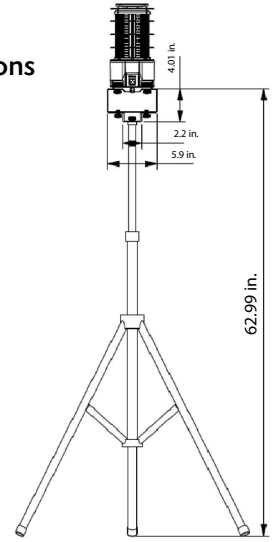
## Locking Plug and Connector Options:

Part Number/Plug/Connector	NEMA Config	Volt/AMP	Poles/Wires
EL515P/EL515C	L5-15	125/15A	2-pole/3-wire
EL715P/EL715C	L7-15	277V/15A	2-pole/3-wire

1006-ST

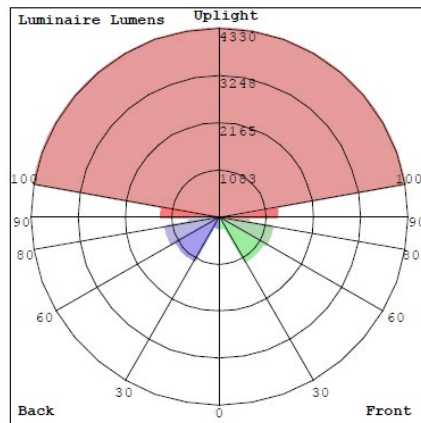
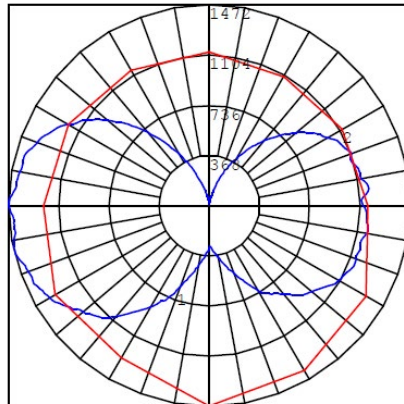


1006-ST Dimensions

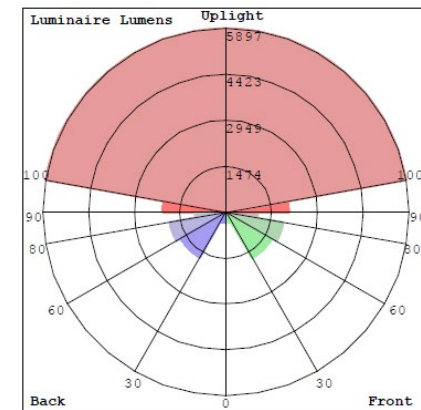
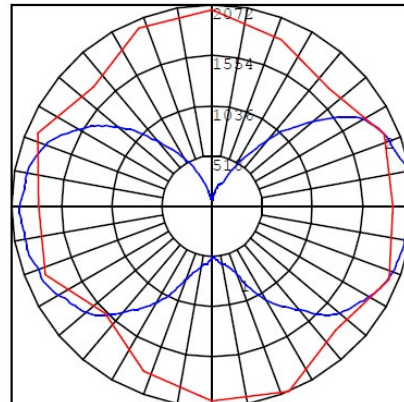


## Photometrics:

1006-LED-100



1006-LED-150




# Ericson Temporary Power and Lighting Layout Support

Critical to any safe Jobsite is the right amount of power and lighting in the right locations, for a safe and productive worksite.

Ericson offers lighting layout services that meet the OSHA required lumen output levels for various areas found on jobsites, to ensure productive installation and safe egress light levels.

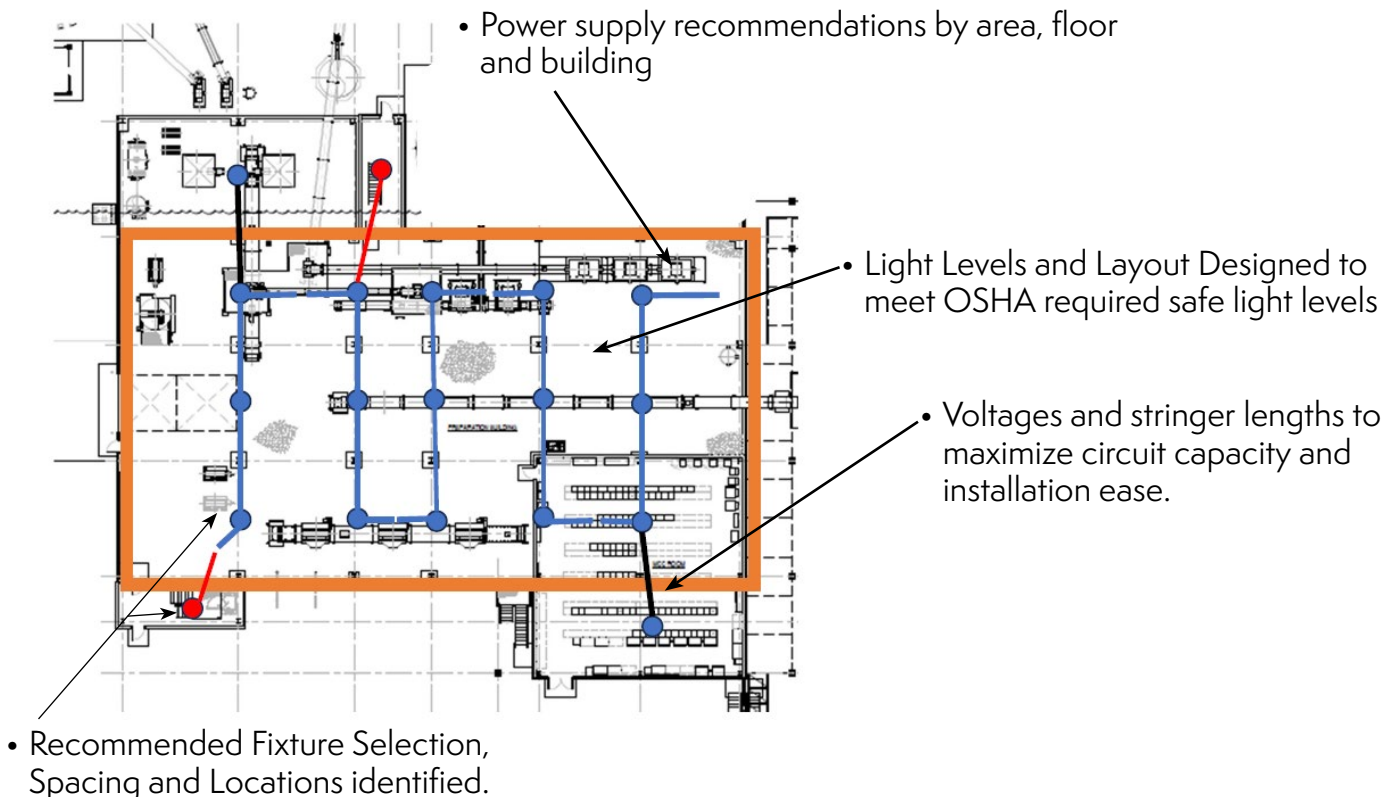
Based on your specific application and space requirements, our Product Applications Team will design a lighting and power system to meet code requirements for the tasks performed. The design process may include installation and power recommendations to reduce costs by maximizing circuit capacity and stringer lengths.

Reach out to your Ericson Representative or contact us at [www.ericson.com](http://www.ericson.com) to start the consultation process.



Representation only.

## Lighting and Power Layout Example



## Related Products:

Click on an image or scan the QR Code for more product information.



Industrial Location  
String Light



SL HAZ Series  
Class I, Div II  
Hazardous Location Stringlight



2600 Series  
Class I, Div I  
Hazardous Location Stringlight



1004  
100 & 150 Watt



SL Series  
LED Industrial Stringlight



Commercial Grade  
String Lights



Ericson Manufacturing Company  
4323 Hamann Parkway  
Willoughby, OH 44094, USA



1-800-ERICSON  
info@ericson.com  
L1000765N

ericson.com